



# PICMG 1.0 Backplane

## PICMG GENERAL DESCRIPTION


PICMG Backplanes in this section are Single Board Computers (SBCs) and Single Host Board (SHB) companions that feature expansion slots such as ISA, PCI, PCI-X or PCI Express interface. In addition, the backplane also features several power connectors that draw power from power supply to devices on it. Some LEDs are designed on board to indicate status of each power rail.

PICMG 1.0 supports both ISA & PCI, PICMG 1.2 supports dual PCI or PCI-X, and PICMG 1.3 supports PCI Express and PCI expansion. Some bridges or switches can be applied to the backplane to support more devices or different kinds of expansion interfaces. However, PICMG 1.0, 1.2, and 1.3 are not compatible with each other.


## PICMG 1.0 BACKPLANE

### Passive Backplane: Backplane that only support up to four PCI master


#### 32-bit PCI/16-bit ISA




**BBP-19P4**  
**19-slot (4x PCI) PICMG Backplane**  
- Fit for 20-slot chassis  
- ATX power connector support  
- Sufficient ISA slots for CTI application




**BBP-18D4**  
**18-slot Dual-system PICMG Backplane**  
- Fit for 20-slot chassis  
- Designed for fault-tolerant computing  
- ATX power connector support




**BBP-14P4**  
**14-slot (4x PCI) PICMG Backplane**  
- Fit for 14-slot chassis  
- ATX power connector support  
- The most popular and reliable PICMG backplane



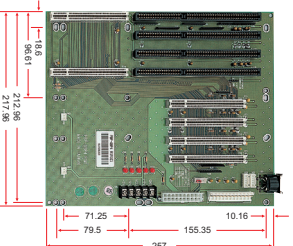
**ACTI-14P4**  
**14-slot (4x PCI) Active PICMG Backplane**  
- Fit for 14-slot chassis  
- 2.4 mm PCB thickness  
- ATX power connector support



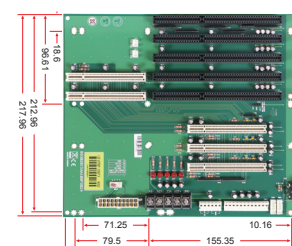
**BBP-13R4**  
**13-slot (4x PCI) PICMG Backplane**  
- Fit for 14-slot chassis  
- Special design for full-length PCI cards  
- ATX power connector support




**BBP-13D4**  
**13-slot Dual-system PICMG Backplane**  
- Fit for 14-slot chassis  
- Design for fault-tolerant computing  
- ATX power connector support




**BBP-08P4**  
**8-slot (4x PCI) PICMG Backplane**  
- Fit for node chassis and desktop case  
- ATX power connector support



**BBP-08P3**  
**8-slot (3x PCI) PICMG Backplane**  
- Fit for node chassis and desktop case




**BBP-06P4**  
**6-slot (4x PCI) PICMG Backplane**  
- Fit for node chassis  
- ATX power connector support




**BBP-06P3**  
**6-slot (3x PCI) PICMG Backplane**  
- Fit for node chassis  
- ATX power connector support




# PICMG 1.0 Backplane



**PBP-06V4**  
Vertical 6-slot (4x PCI) PICMG Backplane  
- Fit for 2U chassis  
- ATX and AT power connector support




**PBP-02V1X**  
Vertical 2-slot (1x PCI) PICMG Backplane  
- Fit for 1U chassis  
- ATX power connector support




**PBP-03P2X**  
Vertical 3-slot (2x PCI) PICMG Backplane  
- Fit for Portwell's 1U chassis  
- ATX power connector support


## Active Backplane: Backplane that utilizes a bridge to support PCI master beyond four




**PBP-19AI**  
19-slot (18x PCI) Active PICMG Backplane



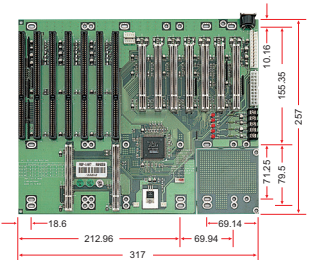
**PBP-19AC**  
19-slot (12x PCI) Active PICMG Backplane




**PBP-14AC-B**  
14-slot (12x PCI) Active PICMG Backplane




**ACTI-14AA**  
14-slot (10x PCI) Active PICMG Backplane  
- Fit for 14-slot chassis  
- 2.4 mm PCB thickness  
- ATX power connector support



**PBP-14A7**  
14-slot (7x PCI) Active PICMG Backplane



**PBP-14AC**  
14-slot (12x PCI) Active PICMG Backplane



**PBP-08A7**  
8-slot (7x PCI) Active PICMG Backplane